



# JALUPRO<sup>®</sup> \*

SINCE  
2005

THE SKIN BIOREVITALIZATION



MORE THAN  
**1 MILLION TREATMENTS**  
PERFORMED

\* The letter J was used in Italian language till the end of the 20th century. Especially it was used at beginning of word instead of I if followed by vowel ( ja and not ia ).  
BOTH LETTERS ARE PRONOUNCED IN THE SAME WAY.  
JAL=IAL=HYAL



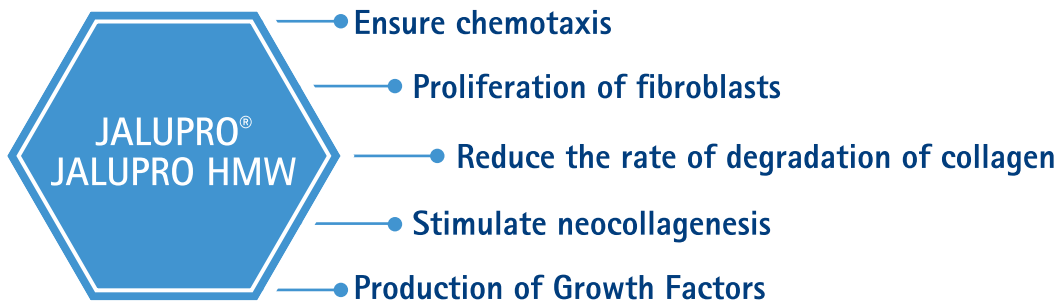
PROFESSIONAL  
DERMA



## BIOREVITALIZATION

The recovery of skin vital functions is an essential step in the treatment of chrono and photo-aging. To give off this process, defined by biorevitalization, detailed scientific studies have shown that the amino acids (Glycine, L-proline, L-lysine, L-leucine) and hyaluronic acid combination is a starter of excellence. JALUPRO, JALUPRO HMW (injections) were generated bearing this in mind.

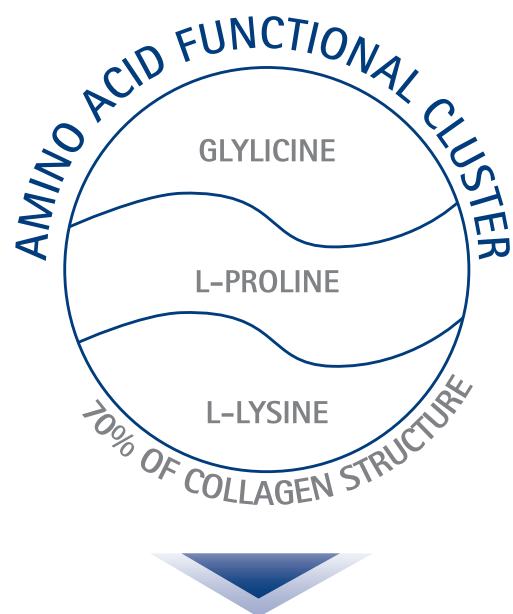
## RESULTS OF CLINICAL TESTS



# JALUPRO®

THE SKIN BIOREVITALIZATION

## INNOVATIVE FORMULA



GIVES PULSE TO THE METABOLIC  
ACTIVITY OF FIBROBLASTS, STIMULATING  
PRODUCTION OF NEW COLLAGEN.



ENSURE MAINTAINING OPTIMUM  
MOISTURE LEVELS AND CREATE  
SCAFFOLDING MOLECULAR THAT MAKES  
THE SKIN MORE ELASTIC.

REFERENCES: (1) Dr. Adele Sparavigna, Dr. Riccardo Forte, Dr. Francesco Saverio Dioguardi - "Multicenter study of the evaluation of tolerance and efficacy of a new integrated aminoacid treatment on the aging face". Journal of Plastic Dermatology, International-Italian Society of Plastic - Aesthetic and Oncologic Dermatology (September-December 2007) (2) Dr. Francesco Saverio Dioguardi - "Nutrition and skin. Collagen integrity: a dominant role for amino acids" Clinics in Dermatology, the Official Journal of the International Academy of Cosmetic Dermatology (2007) (3) Prof. A. Trulli, "G.D'Annunzio" University, Chieti-Pescara: Study project for the evaluation of the performance on skin blemishes of the face and of the safety of an extemporaneous mixture of hyaluronic acid and amino acids as adjuvants with accessory activity (JALUPRO) for intradermal implants". (4) Derming, Institute of Clinical Research and Bioengineering - Monza (Mi): "Multicenter clinical and instrumental study for the evaluation of efficacy and tolerance of an intradermal injectable product as a biorevitalizer for the aging face." (5) Derming, Institute of Clinical Research and Bioengineering - Monza (Mi): Controlled study for clinical and instrumental evaluation of bio-revitalizing, soothing and reconstruction efficacy of an intradermal injectable product (JALUPRO) combined to chemical peeling on aging face". (6) Barini C., Costarella M., Forte R.: "Thermage e supplementazione aminoacida Jalupro: proposta di protocollo". - Giovanni Corsetti, Giuseppe D'Antona, Francesco Saverio Dioguardi, Rita Rezzani - " Topical application of dressing with Amino Acids improves cutaneous wound healing in aged rats". Acta Histochemica, Volume 112 - 2010. - M.A Mariggiò, A. Cassano, A. Vinella, A. Vincenti, R. Fumarulo, L. Lo Muzio, E. Maiorano, D. Ribatti, G. Favia. - Enhancement of fibroblast proliferation, collagen biosynthesis and production of growth factors as a result of combining sodium hyaluronate and aminoacids. International Journal of Immunopathology and Pharmacology, Vol. 22, no 2, 485-492 (2009) - G. Favia, M.A. Mariggiò, E. Maiorano, A. Cassano, S. Capodiferro, D. Ribatti - "Accelerated Wound healing of oral soft tissues and angiogenic effect induced by a pool of Amino Acids combined to sodium hyaluronate (Aminogam)". Journal of biological regulators and homeostatic agents, Vol 22, no. 2, 109-116 (2008). - Giuseppe Colella, Antonio Vicidomini, Nicola Cirillo, Giovanni Maria Gaeta, Salvatore D'Amato - "Aminoacid- enriched sodium hyaluronate enhances keratinocyte scattering, chemotaxis and wound healing through integrin  $\beta$ 1-dependent mechanisms". The Journal of stomatological investigation, Vol 3, no 1, 21-29 (2009)



III Class Medical Device

CE 0373

# JALUPRO®

## THE SKIN BIOREVITALIZATION

### JALUPRO®

Restores radiance and firmness of dull skin, prevents and reduces sagging skin (face and body), reduces fine lines and signs of expression, prevents elastosis, improves the appearance of scars (including acne), keloids and red stretch marks.

### HOW IT IS SUPPLIED

2 small bottles containing lyophilized amino acids (Glycine, L-proline, L-lysine, L-leucine) (A) and 2 sterile vials containing 30 mg/3 ml of Sodium Hyaluronate (B).

### INDICATIONS FOR USE

The product must be reconstituted: dissolve the vial with Sodium Hyaluronate (B) in the small bottle of amino acids (A). The result will be a clear solution without particles, which guarantees a uniform and safe distribution of the active agent in the desired areas. The mixture so obtained is the ideal dose for a complete treatment (face and/or neck or a defined part of the body).

JALUPRO® IS CLINICALLY TESTED

### FREQUENCY OF JALUPRO® TREATMENT



*More injection are possible according to the Doctor's discretion*

### RECOMMENDED INJECTION TECHNIQUE

The solution can be injected in reticular or papillar dermis with every tecnique. It is suggested to use 30 g needle.



III Class Medical Device

CE 0373

# JALUPRO®

## THE SKIN BIOREVITALIZATION

### JALUPRO® HMW

It has been studied to provide a biorevitalizing action in areas where the skin is very marked (furrows, depressions and deep wrinkles, in particularly, those of the neck and décolleté).

### HOW IT IS SUPPLIED

1 monodose glass/disposable, pyrogen-free syringe pre-filled with sterile gel containing 20 mg of sodium hyaluronate (A) in 1,5 ml, plus a vial of a sterile solution based on amino acids (Glycine, L-proline, L-lysine, L-leucine HCl) (B) diluted in 1 ml. The needle is not provided.

### INDICATIONS FOR USE

The product should be reconstituted: After applying a needle on a syringe, inject the gel into the small bottle of amino acids, and then shake until obtaining an uniform solution. The amount of product to be injected depends on various factors (depth of the furrows, entities of depressions, etc.), and at the physician's discretion.

JALUPRO® HMW IS CLINICALLY TESTED

### FREQUENCY OF JALUPRO® HMW TREATMENT



*More injection are possible according to the Doctor's discretion*

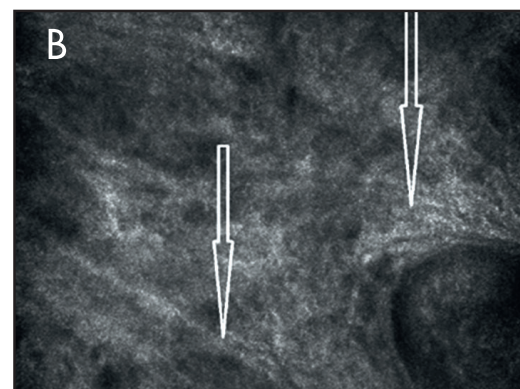
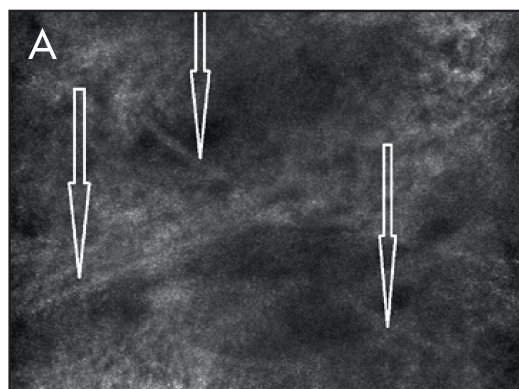
### RECOMMENDED INJECTION TECHNIQUE

The solution can be injected in reticular or papillar dermis with every technique. It is suggested to use 30 g needle.

Dermal condition before and after the course of JALUPRO® treatments evaluated by confocal laser scanning microscopy: before (a, c) and after (b, d)

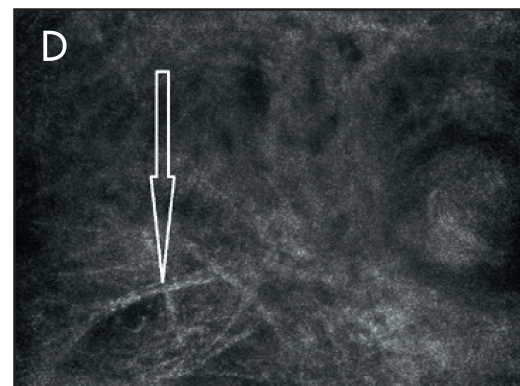

Patient I, 48 years old  
A - the arrows indicate the bundles of collagen fibers in papillary and reticular dermis.

B - the arrows indicate the areas where it is possible to trace the formation of new fibers.



Patient K., 60 years old  
C - the arrows indicate the bundles of collagen fibers in papillary and reticular dermis.

D - the arrows indicate the areas where it is possible to trace the formation of new fibers.

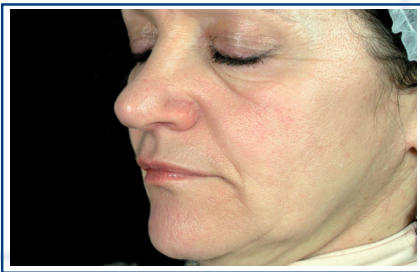




# JALUPRO®

THE SKIN BIOREVITALIZATION

BEFORE



AFTER



Courtesy of Dr. Daria Danza, MD, Dermatologist, Trichologist

# PROTOCOLS USE OF JALUPRO® AND JALUPRO® HMW

FACE/NECK

FACE AND NECK DULL SKIN, SIGNS OF SLOWING DOWN: **JALUPRO®**



FOREHEAD LINES, BARCODE, MARIONETTE LINES, NASOLABIAL FOLDS, OVAL CORRECTION, NECK WRINKLES: **HMW**



*More injection are possible according to the Doctor's discretion*

BODY


SLIGHT LAXITY OF INTERNAL ARM, THIGH, KNEE AND ABDOMEN: **JALUPRO®**



*More injection are possible according to the Doctor's discretion*

SPECIAL PROTOCOLS OFF LABEL

EYE CONTOUR: 1ml OF HA FROM **JALUPRO®** AND ONE VIAL OF FREEZE DRIED AMINOACIDS (0,5 ml for each side)



KELOIDS AND SCARS: 0,2-0,5 ml OF HA FROM **JALUPRO®** AND ONE VIAL OF FREEZE DRIED AMINOACIDS



*More injection are possible according to the Doctor's discretion*

P R P

Platelet Rich Plasma (PRP): ADD ONE VIAL OF FREEZE DRIED AMINOACIDS TO PRP AFTER CENTRIFUGATION

OR



FILLER

JALUPRO® or JALUPRO® HMW

1° Treatment JALUPRO®

10 DAYS

2° Treatment JALUPRO®

10 DAYS

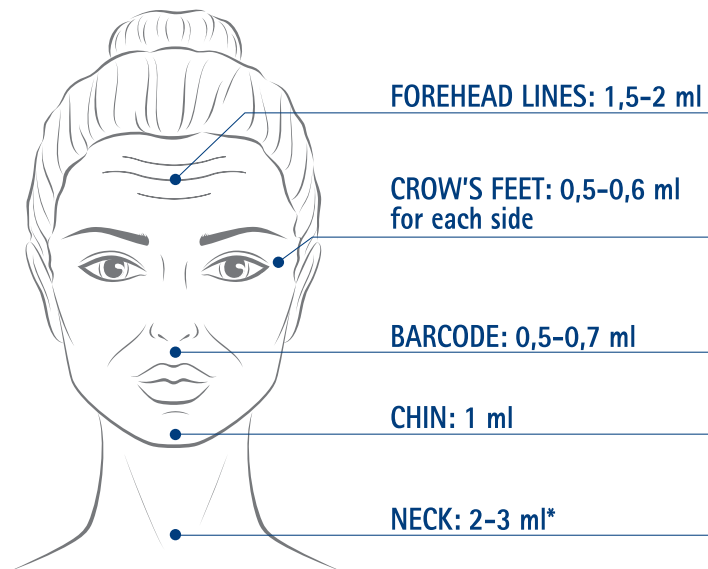
3° Treatment JALUPRO®

10 DAYS

4° Treatment FILLER

JALUPRO® and JALUPRO® HMW combined with **laser and microneedling** give effective and more stable results.

## JALUBOTOX *Dr Piovano's PROTOCOL*



\*Only on neck is possible to increase up to double of BTX UNITS



DO NOT REPEAT JALUBOTOX BEFORE 3 MONTHS

Suggested to treat following areas:

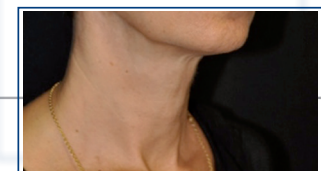
**FORHEAD LINES (excluding glabella), CROW'S FEET, BAR CODE, CHIN AND NECK**

- 1 Dilute botulinum toxine with saline solution (F.I. 100 U Onabotulinum in 1 ml or 1,25 ml or 300 U of Abobotulinum in 1,5 or 500 U in 2,5 ml)
- 2 Dilute **Jalupro®** as suggested in the instructions (3 ml of HA with powder of freeze dried Aminoacids)
- 3 Use 2 luer - lock syringes to mix **Jalupro®** and BTX: take 1 ml of **Jalupro®** in 2,5 ml syringe and 8-10 U of Onabotulinum or 20-25 U of Abobotulinum in 1 ml syringe, connect two syringes with a connector and mix them
- 4 Inject cocktail in the upper derma with micropapules technique. Same amount of injection on right and left side to avoid asymmetry

BEFORE



AFTER



Courtesy of Dr. Luca Piovano, Plastic Surgeon



# JALUPRO® \*

THE SKIN BIOREVITALIZATION

*1<sup>ST</sup> COLLAGEN BOOSTER  
based on Amino Acids and Sodium Hyaluronate*

*MADE IN ITALY*

[www.jalupro.com](http://www.jalupro.com)

Jalupro



Jalupro  
Official Account



Professional  
Derma



PROFESSIONAL DERMA SA  
Riva A.Caccia 1/d - 6900 - Lugano Switzerland  
[info@pderma.com](mailto:info@pderma.com)

Rev. 0319